

Liberty Pumps®

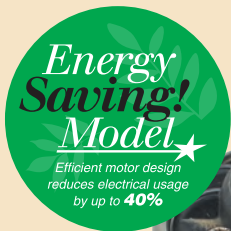
230-Series

Submersible Sump Pumps

**1/3 hp
1-1/2" Discharge
3/8" Solids Handling**

Features:

- Vortex style impeller permits passage of solids without clogging
- Polypropylene and powder coated aluminum construction
 - Stainless steel rotor shaft
 - All fasteners – non-corrosive stainless steel
- Oil-filled, hermetically sealed motors with thermal overload protection
 - Permanently lubricated upper and lower bearings
- Quick-connect 10' standard power cord allows replacement of cord in seconds without breaking seals to motor. (25' length optional)



Deep Finned Powder Coated Aluminum Motor Housing. Provides 225% more cooling capacity than cast iron housings!



**MODEL
237 VMF**



Models:

- 230 Manual
- 231 Mercury-free float, integrally wired, with quick connect feature
- 233 Mercury-free float, with series plug
- 237 VMF, Vertical Magnetic Float

innovate. evolve.

230-SERIES

SUBMERSIBLE SUMP PUMPS

ALL MODELS FEATURE

- Vortex style impeller permits passage of solids without clogging. Made of high temp engineered thermoplastic.
- Polypropylene and powder coated aluminum construction.
- Stainless steel rotor shaft.
- All fasteners – non-corrosive stainless steel.
- Oil-filled, hermetically sealed motors with thermal overload protection.
- Permanently lubricated upper and lower bearings.
- Quick-connect 10' standard power cord allows replacement of cord in seconds without breaking seals to motor. (25' length optional) For 25' cord option, add a "-2" suffix to model number. Example: 231-2 for Model 231 with 25' cord.
- Removable base allows suction down to 1/8"

DIMENSIONAL DATA:

Weight: 11 LBS.

Height: 10.5"

Major Width: 9.6"


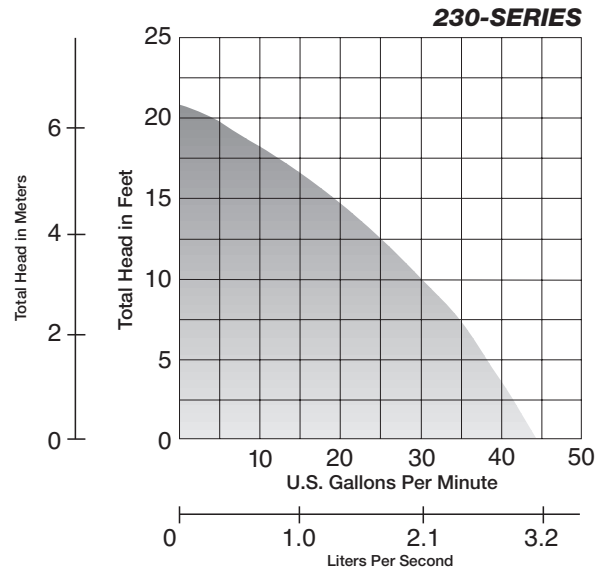
Minimum Sump Diameter: 14" (10" on Model 237)

MOTOR SPECIFICATIONS:

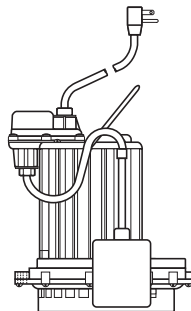
1/3 hp 115V 5.2 amps 60Hz 3450 RPM
 Thermally Protected & Permanently Lubricated
 (PSC) Permanent Split Capacitor
 Maximum Fluid Temperature: 140°F

TDH	5'	10'	15'	21'
GPM	37	30	18	0

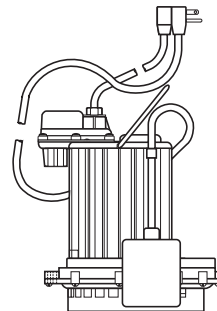
PERFORMANCE CURVE



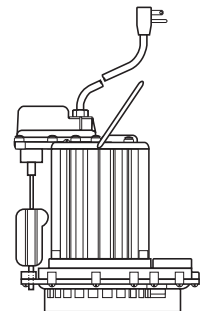
Model 230
Manual, no switch



Model 231
Quick-disconnect
Wide-angle float



Model 233
Wide-angle float
with series plug
allows for manual
operation of pump



Model 237 VMF
VMF Switch,
magnetically
operated for smaller
pits down to 10"
diameter



Specifications subject to change without notice.