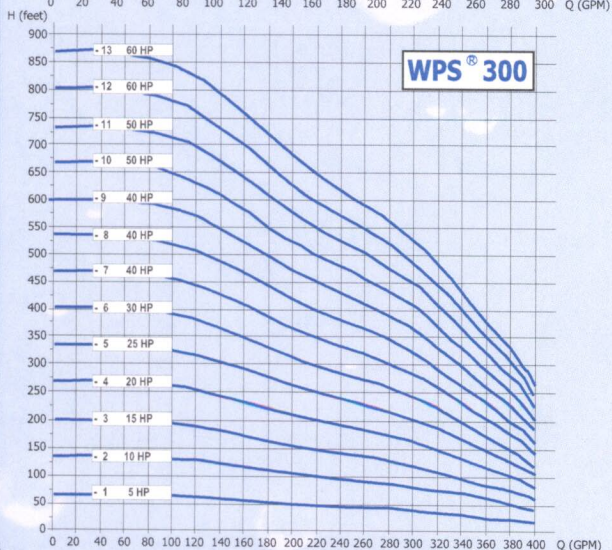
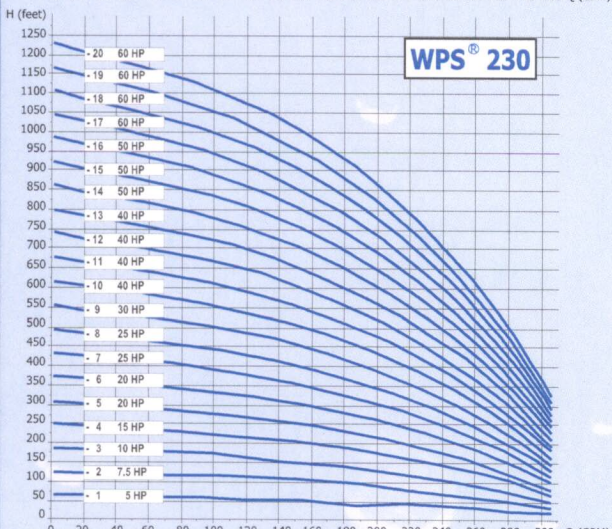
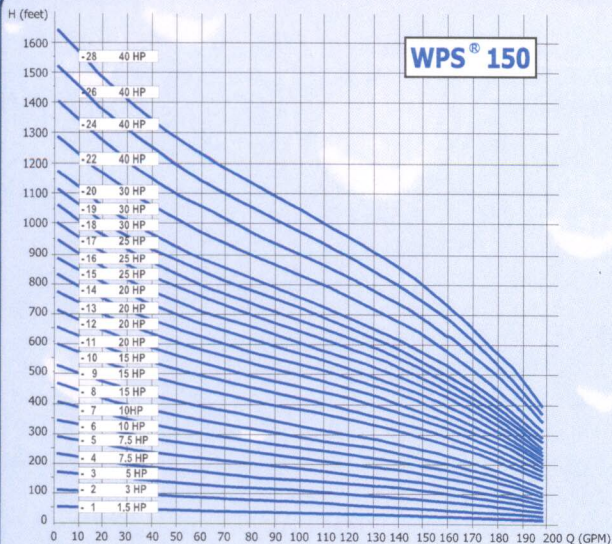


# 6" WPS®



The improved mechanical design combined with the use of an advanced stainless steel manufacturing technology results in a state-of-the-art 6" submersible pumps series.

### Application

- Private or public water supply systems
- Sprinkling and flow irrigation systems
- Fire-fighting systems
- Mining applications
- Other industrial applications

### Features

- Easy to install and service, thanks to the simple hydraulic design
- Check valve, built in the discharge chamber, designed for low loss of head
- Coupling and flange suitable for motors with pump mounting dimensions in accordance with NEMA standard
- Shaft alignment bearings located at each pump stage
- Rugged power-cable guard

### Specifications

- Capacities up to 400GPM
- Heads up to 1500 ft
- Pump can work continuously
- Vertically or horizontally position is possible



**WELL PUMPS® S.A.**  
 Avenue de Lambusart 18  
 B - 6220 FLEURUS  
 Belgium  
 Tél : +32 71 46 07 83  
 Fax : +32 71 46 07 71  
 e-mail : [info@wellpumps.be](mailto:info@wellpumps.be)  
 web : [www.wellpumps.be](http://www.wellpumps.be)