



6" STA-RITE® submersible pumps



The L6TS Series Submersible features heavy-duty 304 stainless steel construction that will outperform ordinary fabricated stainless steel pumps in aggressive water conditions.

APPLICATIONS

■ **Water systems...** for municipal, multiple housing, commercial, in water fountains, irrigation, mine de-watering, and farm use.

SPECIFICATIONS

- Suction Motor Bracket** – Stainless steel 304 (investment cast)
- Top Bearing** – Stainless steel 304 (chrome plated)
- Coupling** – Stainless steel 416
- Shaft** – Stainless steel 416
- Spacer** – Stainless steel 304
- Impeller** – Stainless steel 304
- Diffuser Bowl** – Stainless steel 304
- Discharge Bracket** – Stainless steel 304 (investment cast)
- Check Valve** – Stainless steel 304

L6TS SERIES

FEATURES

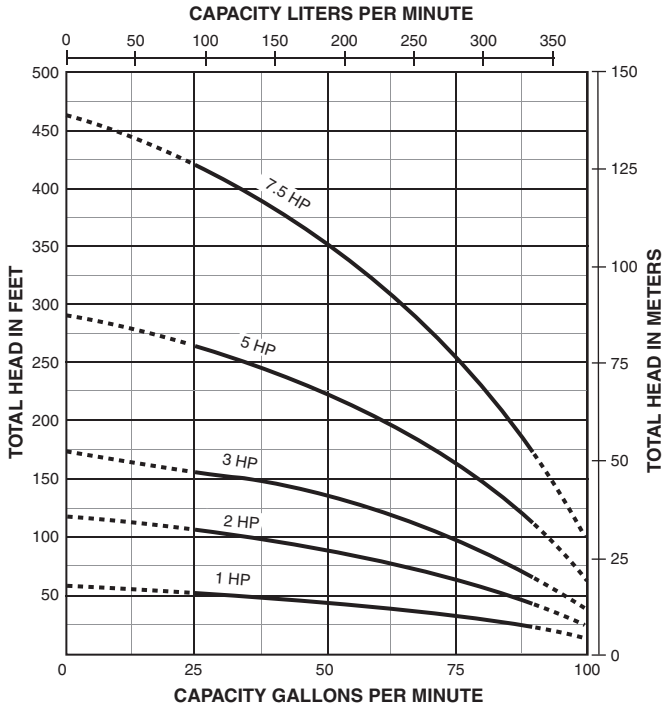
- Heavy-Duty, Investment Cast 304 Stainless Steel Discharge and Suction Bracket** – Assures perfect pump-to-motor alignment with any NEMA-standard submersible motor. Discharge assures secure connection to drop pipe. Wrench flats provide positive grip during installation.
- Low-Profile Stainless Steel Lead Guard** – Aids installation in narrow wells
- Wide Range of Performance Options** – 1 HP to 60 HP; 29 to 365 U.S. GPM
- Hard Chrome-plated Top Bearing Journal** – Reduces wear in harsh conditions, such as sand
- State-of-the-Art Design** – Delivers maximum performance and reliability in the toughest conditions
- 100% Lead-free Components** – Meets all U.S. federal guidelines for safe drinking water
- Built-In Thrust Protection** – Protects pump during periods of high demand and start-up. Prevents pump failure.
- Built-In Check Valve** – Prevents backflow and reverse rotation
- Self-aligning Teflon Wear Rings** – Improve pump efficiency and durability

Sta-Rite® is a registered trademark of Pentair Water.
In order to provide the best products possible, specifications are subject to change.

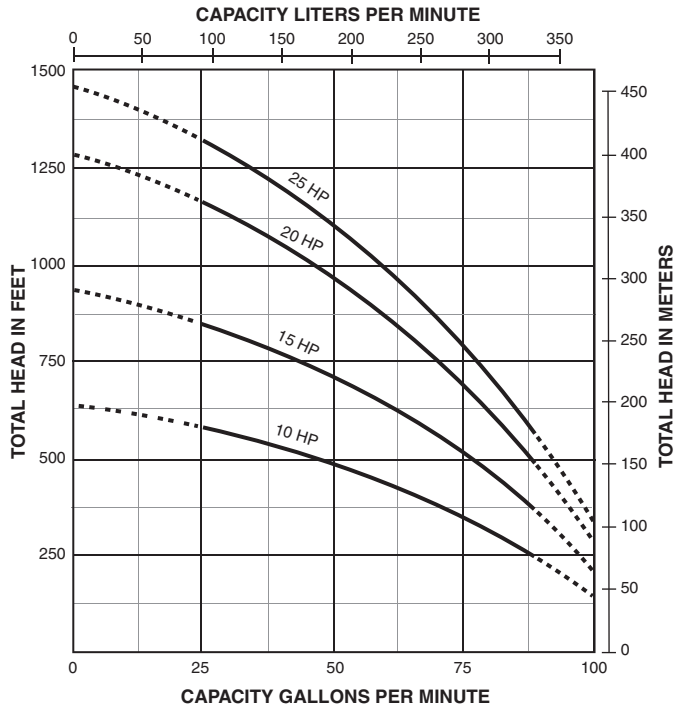


6" STA-RITE® submersible pumps

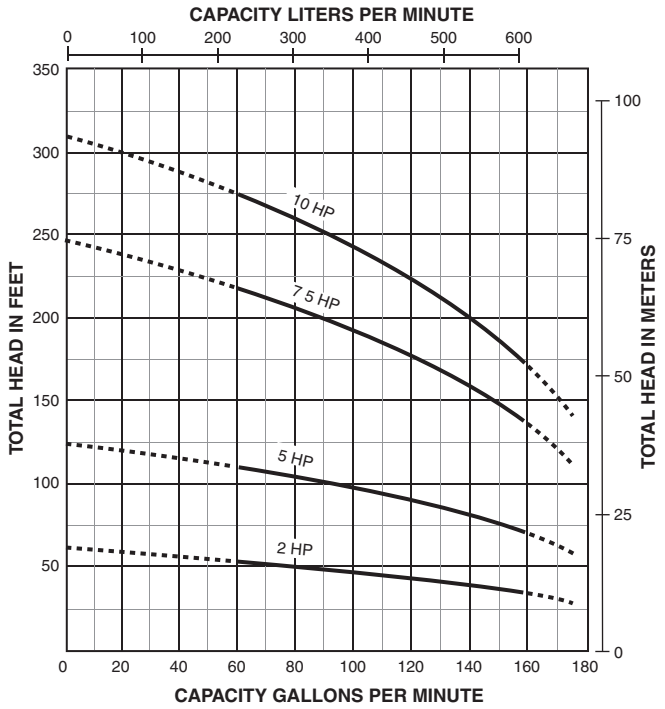
PUMP PERFORMANCE - L6TS70 (1 - 7.5 HP)



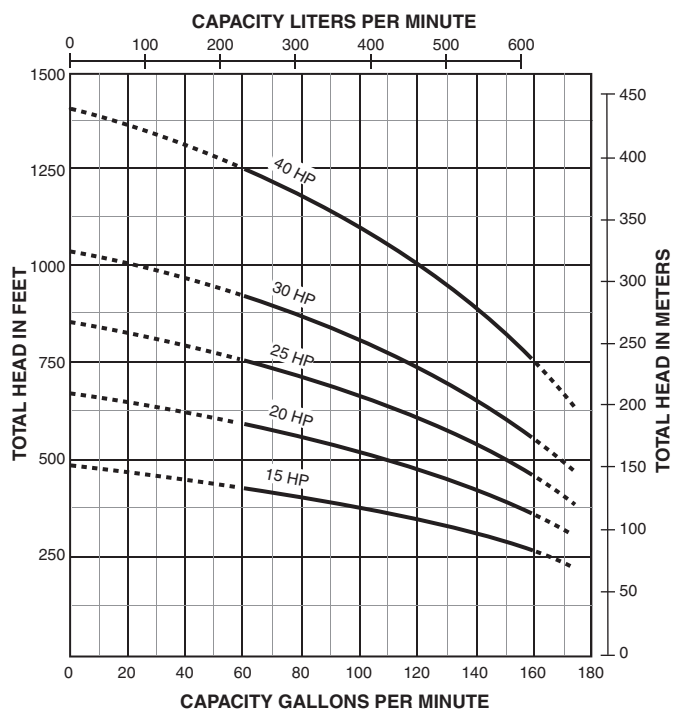
PUMP PERFORMANCE - L6TS70 (10 - 25 HP)



PUMP PERFORMANCE - L6TS115 (2 - 10 HP)



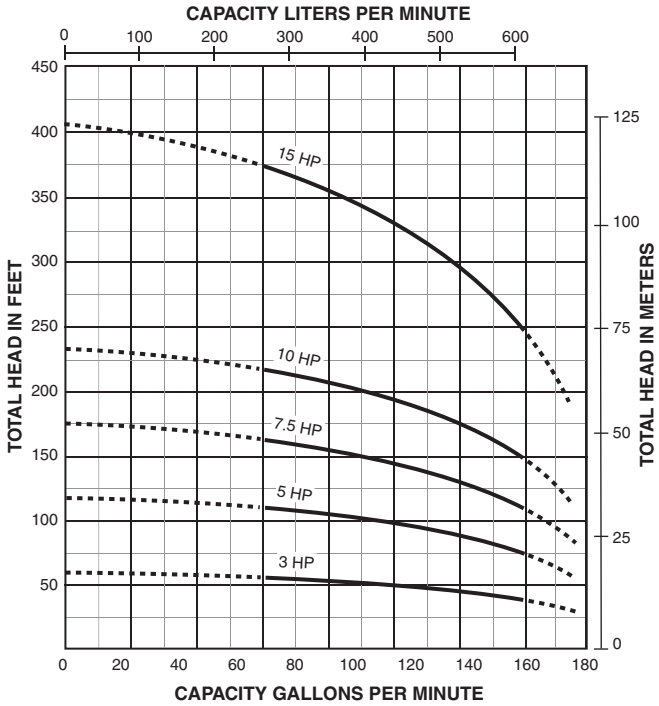
PUMP PERFORMANCE - L6TS115 (15 - 40 HP)



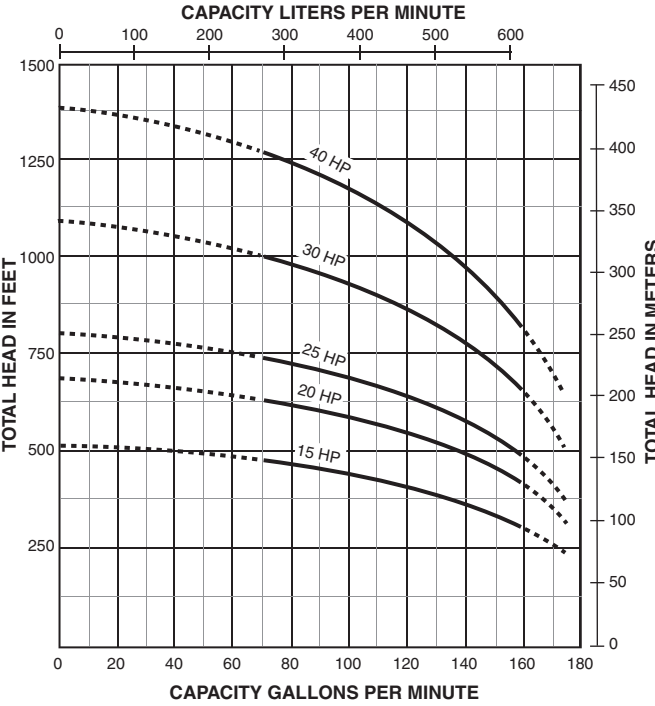


6" STA-RITE® submersible pumps

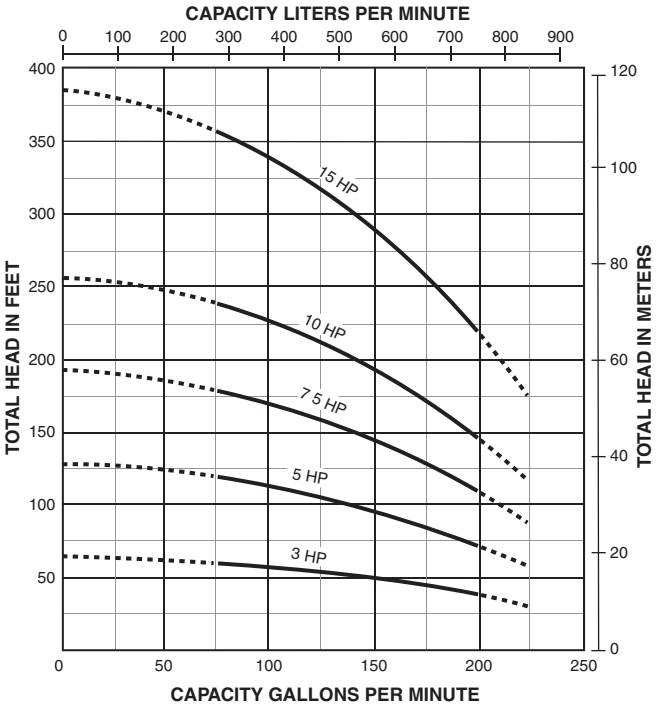
PUMP PERFORMANCE - L6TS140 (3 - 15 HP)



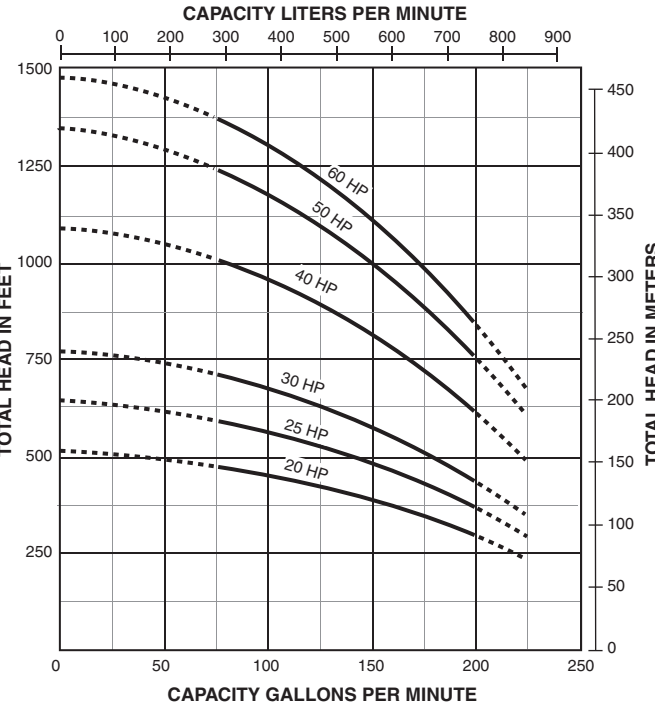
PUMP PERFORMANCE - L6TS140 (20 - 50 HP)



PUMP PERFORMANCE - L6TS155 (3 - 15 HP)



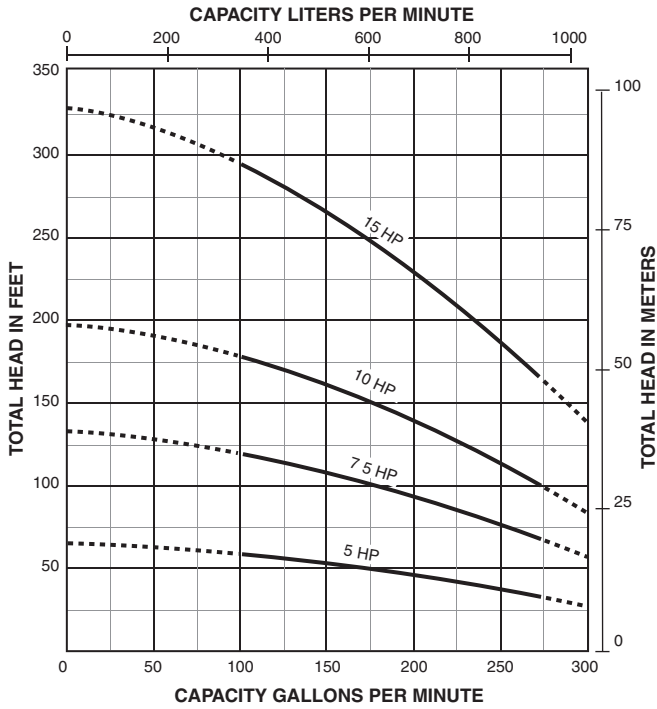
PUMP PERFORMANCE - L6TS155 (20 - 60 HP)



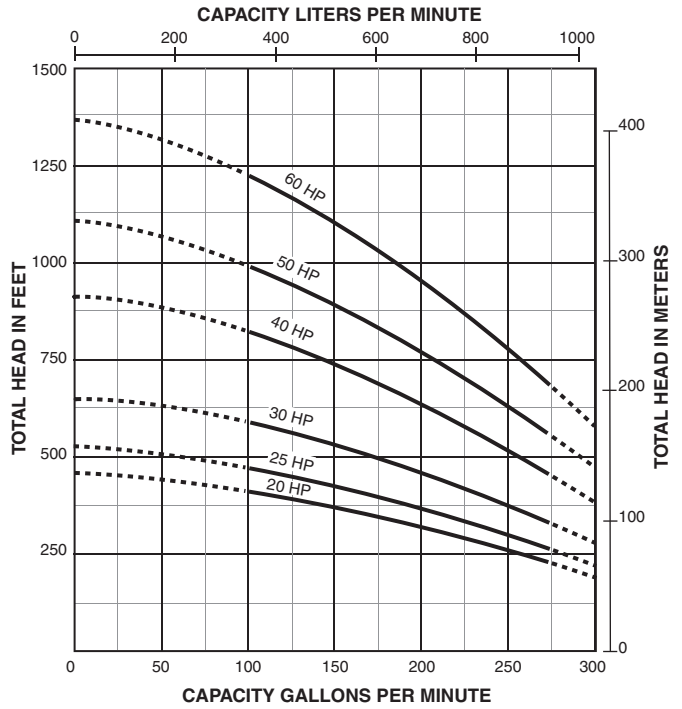


6" STA-RITE® submersible pumps

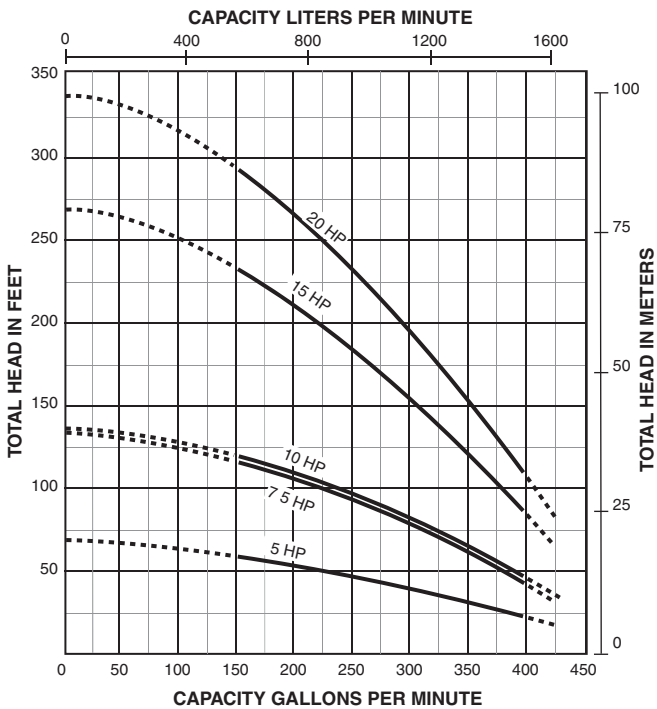
PUMP PERFORMANCE - L6TS230 (3 - 15 HP)



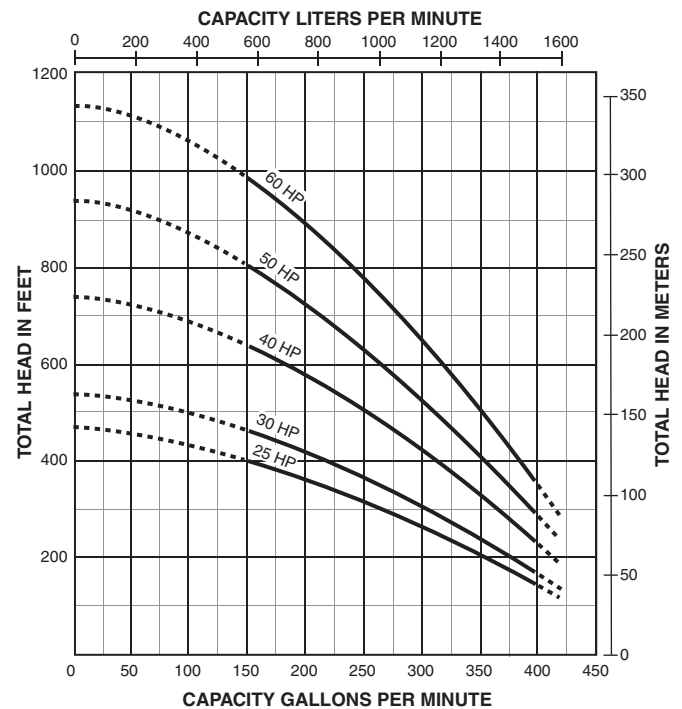
PUMP PERFORMANCE - L6TS230 (20 - 60 HP)



PUMP PERFORMANCE - L6TS300 (5 - 20 HP)



PUMP PERFORMANCE - L6TS300 (25 - 60 HP)





6" STA-RITE® submersible pumps

ORDERING INFORMATION						
Capacity GPM	Catalog Number	HP	Stages	Discharge	Motor Diameter	Weight Pounds*
70	L6TS70-10	1	1	3"	4"	26
	L6TS70-20	2	2	3"	4"	28
	L6TS70-30	3	3	3"	4"	30
	L6TS70-50	5	5	3"	4"	30
	L6TS70-75	7-1/2	8	3"	6"	38
	L6TS70-100	10	11	3"	6"	46
	L6TS70-150	15	16	3"	6"	54
	L6TS70-200	20	22	3"	6"	62
L6TS70-250	25	25	3"	6"	70	
115	L6TS115-20	2	1	3"	4"	24
	L6TS115-30	3	1	3"	4"	24
	L6TS115-50	5	2	3"	4"	29
	L6TS115-75	7-1/2	4	3"	6"	40
	L6TS115-100	10	5	3"	6"	47
	L6TS115-150	15	8	3"	6"	62
	L6TS115-200	20	10	3"	6"	79
	L6TS115-250	25	13	3"	6"	95
	L6TS115-300	30	16	3"	6"	112
L6TS115-400	40	21	3"	6"	145	
140	L6TS140-30	3	1	3"	4"	24
	L6TS140-50	5	2	3"	4"	26
	L6TS140-75	7-1/2	3	3"	6"	29
	L6TS140-100	10	4	3"	6"	31
	L6TS140-150	15	7	3"	6"	39
	L6TS140-200	20	9	3"	6"	43
	L6TS140-250	25	12	3"	6"	51
	L6TS140-300	30	14	3"	6"	56
	L6TS140-400	40	19	3"	6"	68
L6TS140-500	50	24	3"	6"	80	
155	L6TS155-30	3	1	3"	4"	24
	L6TS155-50	5	2	3"	4"	29
	L6TS155-75	7-1/2	3	3"	6"	35
	L6TS155-100	10	4	3"	6"	40
	L6TS155-150	15	6	3"	6"	51
	L6TS155-200	20	8	3"	6"	62
	L6TS155-250	25	10	3"	6"	73
	L6TS155-300	30	12	3"	6"	84
	L6TS155-400	40	16	3"	6"	106
L6TS155-500	50	20	3"	6"	128	
L6TS155-600	60	22	3"	6"	139	
230	L6TS230-30	3	1	4"	4"	40
	L6TS230-50	5	1	4"	4"	44
	L6TS230-75	7-1/2	2	4"	6"	49
	L6TS230-100	10	3	4"	6"	53
	L6TS230-150	15	5	4"	6"	62
	L6TS230-200	20	7	4"	6"	67
	L6TS230-250	25	8	4"	6"	76
	L6TS230-300	30	10	4"	6"	89
	L6TS230-400	40	14	4"	6"	103
L6TS230-500	50	17	4"	6"	116	
L6TS230-600	60	21	4"	6"	129	
300	L6TS300-50	5	1	4"	4"	40
	L6TS300-75	7-1/2	2	4"	6"	44
	L6TS300-100	10	3	4"	6"	49
	L6TS300-150	15	4	4"	6"	53
	L6TS300-200	20	6	4"	6"	62
	L6TS300-250	25	7	4"	6"	67
	L6TS300-300	30	9	4"	6"	76
	L6TS300-400	40	12	4"	6"	89
	L6TS300-500	50	15	4"	6"	103
L6TS300-600	60	18	4"	6"	116	

*Weights are approximate.

